



INTERNATIONAL EXCHANGE CHECKLIST






APPLY

Nomination (Until Apr 30 or Sept 30)

Application (Until May 15 or Oct 15)

- My nomination has been sent from my Uni to UPV
- Request ID and PIN on AIRE
- Application confirmed, paperwork uploaded
- Accepted! And now?

Need more info? See:

-  [AIRE](#)
-  [UPV InfoSheet](#)
-  [Academic Info](#)
-  [International Offices Contact Data](#)
-  [Contact OPII \(Central Intl. Office\)](#)

Status of your
application on AIRE:






- Draft
- Application confirmed
- Application being assessed
- Application accepted school/faculty

PREPARING MY STAY

Good preparation is the key to success ;)

- Do I need a VISA? (Only Non EU/EFTA nationals)
- Get proper Healthcare Insurance
- Contact my Mentor student and/or ESN
- Get ready for enrolment! Follow the instructions from my UPV School on course selection and GROUP selection
- Look for Accommodation
- Improve my Spanish Language level
- Upload my IDCard/Passport + Insurance on AIRE (on “pending enrolment docs” status)
- Luggage...Ready...Go!

Need more info? See:

-  [Academic Calendar](#)
-  [Immigration Support Services](#)
-  [UPV Services/Facilities](#)
-  [Accommodation Info UPV](#)
-  [Pre-Semester Intensive Language Courses](#)

Status of your application on AIRE:

- Application accepted school/faculty
- Pending arrival

UPON ARRIVAL

Welcome to UPV!!

- Attend UPV welcome meetings / Info sessions
- Follow-up on course registration and GROUP selection
- Update my Address contact data in Spain on AIRE
- Find out about Mi UPV App, Poliforma't and Teams
- Classes start!

STATUS OF your ACADEMIC DATA
(Subjects) ON AIRE (after selecting a
group for each one)

PENDING - ACCEPTED - ADMITTED -
REJECTED

Status of your
application on AIRE:

- Pending enrollment docs
- UPV account created
- Enrolled upv



WHILE IN UPV

Now as a UPV student...

- Attend all my classes (attendance may be mandatory!)
- Learn Spanish!
- Assess my Mentor student on AIRE (If applicable)
- Be part of UPV Community. Learn. Enjoy.

BEFORE LEAVING

- Inform my UPV International Office about the exact date of departure and get my Certificate of Arrival&Departure
- After exam periods, download my Transcript of Records from AIRE and send it to my Home University

Status of your application on AIRE:

REGISTERED UPV - ENROLLED UPV - STAY COMPLETED

Find us on social media



www.sint.upv.es
opii@upv.es