



UNIVERSITAT
POLITÈCNICA
DE VALÈNCIA

UPV

UPV Master's degree pre-registration guide

For applicants who have studied at UPV

To carry out the pre-registration process **you need your student password.**

You can access the pre-registration application form on the Student Services' website, in the following section:
[Official Master's Degrees > Services > Pre-registration and Access > LINK to PRE-REGISTRATION for Master's degree courses.](#)

Pre-registration and Access

Official Master's Programmes	Services	Pre-registration and Access
<ul style="list-style-type: none"> University master's degree AVAILABLE PLACES academic year 175Kb LINK to PRE-ENROLMENT for master's degree courses 		
<ul style="list-style-type: none"> HELP MANUALS for pre-registration <ul style="list-style-type: none"> For applicants providing UPV access STUDIES 1,3Mb For applicants providing SPANISH OR EHEA (European Higher Education Area) FOREIGN access studies 1,2Mb For applicants providing FOREIGN ACCESS STUDIES from OUTSIDE the EHEA (European Higher Education Area) 1,4Mb Jornadas de Puertas Abiertas Online - Másteres Universitarios UPV 		
<ul style="list-style-type: none"> Pre-registration and admission PHASES and DEADLINES <ul style="list-style-type: none"> Phase 0 Phase 1 Phase 2 Phase 3 INFORMATION DOCUMENT on the pre-registration and admission process 394Kb UPV Master's degrees Qualifying UPV Master's degrees 		
<ul style="list-style-type: none"> Master's degrees with MANDATORY LANGUAGE REQUIREMENT in admission <ul style="list-style-type: none"> University master's degrees with MANDATORY LANGUAGE REQUIREMENT in the admission process (Spanish) 169Kb Pre-registration and Admissions CALENDAR - Course 206Kb Access and Admission REGULATIONS (Spanish) Websites and e-mails of the ENTITIES RESPONSIBLE FOR THE MASTERS' PROGRAMMES (Spanish) 267Kb CALCULATION OF THE EQUIVALENCE OF THE AVERAGE SCORE of qualifications obtained abroad 		
INTERESTING LINKS for pre-registration <ul style="list-style-type: none"> LINK to PRE-REGISTRATION for master's degree courses PASSWORD REQUEST MAXIMUM DEADLINE for PASSWORD REQUEST LINK to pre-registration RESULTS (with identifier) LINK to RESULTS LISTS pre-registration PHASE 1 44,0Mb EUROPEAN CURRICULUM VITAE 		
ACCESS WITH A FOREIGN DEGREE <ul style="list-style-type: none"> Difference between homologation and legalisation Official translation of the documentation into Spanish Procedure for the legalization of foreign academic documents (university degrees and personal academic certificates) so that they are valid in Spain 		
<ul style="list-style-type: none"> Guide model of certificate proving the possibility of accessing official postgraduate studies in the country of origin <ul style="list-style-type: none"> Guide model of certificate proving the possibility of accessing official postgraduate studies in the country of origin 		

Then click on **"Pre-enrolment request"** in the section **"UPV students"**

Home UPV :: Pre-enrolment

Pre-enrolment Request

Instructions

In order to do the pre-enrolment it is necessary to be validated.

- 1- The UPV students must use their ID card and PIN.
- 2- The UPV staff must use their ID card and UPVnet password.
- 3- Students from other universities must request a password and an identifier before doing the pre-enrolment.

UPV students

[Pre-enrolment request](#)

UPV staff

[Pre-enrolment request](#)

Students from other universities

[Request password and identifier](#)

[Pre-enrolment request \(I already have password and identifier\)](#)


This will open a page where you must enter **your ID** (in the *Username or DNI* field) and your *Password*.


If you cannot remember your password, you can recover it.


There is a section called “*Forgot your password?*” that will show you how to recover it.

INTRANET UPV

Enter your username and password

 Username or DNI

 Password



Login

[Forgot your password?](#) [Need help?](#)

Other identification methods

Digital certificate

For security reasons, please log out and exit your web browser when you are done accessing services that require authentication

[Need help?](#)

If you have any problems with the new authentication please [report it](#) and in the meantime you can log in to the intranet using the [old authentication](#).

You simply have to enter your **ID no. (DNI), passport no. or foreign resident ID no. (NIE)** and the **mobile number** provided in the documentation that you completed when you entered the UPV.

Additionally, to recover your password, you will need to select the type of user “*Student*” and click on the **checkbox** and “**Send**”.

Once you have sent it, **you will receive a text message (SMS)** on your mobile phone, which will tell you how to recover your password.

If, when obtaining the password, you did not specify a mobile telephone number, you can use **the email address with which you registered** to contact our CAU (Customer Service) and ask to recover your password.

CAU Web: <https://cau.upv.es>

Forgot your password?

Security identification data

If you forgot your password (key or pin, depending on the case), complete data are included below. Receive your mobile phone an SMS message with instructions to access your account.

DNI *	<input type="text"/>	
Mobile phone *	<input type="text"/>	Include +CCXXXX (CC=Country Code) for non spanish mobiles
User type *	<p><input checked="" type="radio"/> Member of staff or assimilated <input type="radio"/> Student <input type="radio"/> External</p>	
Security sentence *	<div><input type="checkbox"/> No soy un robot <small>reCAPTCHA va a cambiar sus términos del servicio. Toma medidas.</small></div> <div> <small>reCAPTCHA Privacidad - Términos</small></div>	

Send

ⓘ If you are a foreigner, enter in place of DNI the passport number or NIE in the documentation that you filled to become part of the UPV.
In the mobile phone box, type the number provided in the documentation that you filled to become part of the UPV.

Once you have logged in, if you have not already done so, you must accept **the data protection notice** (by clicking the **Accept** button)

Data protection notice


For the purposes of complying with the provisions of Organic Law 3/2018, of 5 December, on "Protection of Personal Data and guarantee of digital rights":

The data you provide will be processed by the UNIVERSITAT POLITÈCNICA DE VALÈNCIA in its capacity as Data Controller for the purpose of managing your request. You may exercise your rights of access, rectification, deletion, limitation or, where appropriate, opposition. To this end, you should write to our Delegation of Data Protection at the e-mail address dpd@upv.es. Likewise, if you consider that your right to the protection of personal data has been violated, you may lodge a complaint with the Spanish Data Protection Agency (www.aepd.es). More information on the processing of your data is available at [Register of Processing Activities](#); [Delegation of Data Protection](#); [UPV](#)

I have read and understand the processing of my data

Accept

Once you have logged in, you must accept the **responsible declaration and the information security regulations** in order to continue (by clicking on the **Accept** button)

 UNIVERSITAT
POLITÀCNICA
DE VALÈNCIA

Valencià · Castellano · I · a · A | Accesibility | Map | Search | Directory

Sign in

ADMISSIONSTUDIESRESEARCHORGANIZATIONUPV COMMUNITY

Home UPV :: Pre-enrolment

Text of the responsible declaration

The person submitting this pre-registration declares under their responsibility by art. 69 of Law 39/2015, of 1 October, on the Common Administrative Procedure of Public Administrations, the following terms:

- That they meet the requirements established in the current regulations on access and admission to Master's Degree studies.
- That the documentation attached to the application for accreditation is accurate and a true reflection of the original in their possession.
- That the University may at any time request the presentation of the original documentation for verification purposes, with the obligation to provide it.
- That they are aware that the lack of truthfulness of the information or falsification of the documentation submitted will lead to the invalidity of all administrative acts issued based on said information or documentation without prejudice to any criminal or administrative liability that may arise from this circumstance.

Information Security Regulations

The Information Security Regulations of the Universitat Politècnica de València were approved by the Governing Council on 6 April 2024 Information Security Regulations of the UPV.

By enrolling at the UPV, you are required to accept these regulations. This means you commit to:


- Using UPV digital systems and resources appropriately and securely.
- Not sharing your passwords or accessing information that does not concern you.
- Complying with the data protection and security rules established by the University.

Compliance with these regulations is necessary to access and use the UPV's digital services and resources. [More information.](#)


Accept

Getting here | Campus Map | Contact

Universitat Politècnica de València © 2020 · Tel. (+34) 96 387 70 00



The pre-enrolment application process consists of only 2 steps:

 **Step 1:** Check your **personal data** and indicate the **studies you have attended** to gain access to the Master's degree of your choice

☒ **Step 2:** Apply for pre-registration in the master's degrees of your choice

Pre-enrolment

Help  

Attended Degrees (Step 1 / 2)

Name

Disability info

There is a 5% quota reserved for students with a degree of disability equal to or greater than 33% of the places offered for the official master's degree programmes, as well as for students with permanent educational support needs associated with personal circumstances with disabilities, who in their previous studies have required resources and support for their full educational inclusion.

Do you have a disability status equal to or greater than 33% or do you have specific educational needs that have required adaptation in previous stages, in order to access the disabled quota? ☐ Yes ☒ No

Add attended degrees

Degrees attended at spanish universities

Select the source university before adding attended degrees:

University

Degrees attended at foreign universities

Select the source country before adding attended degrees. If your source country does not appear, please select "Another country".

Country

List of attended studies

University Universitat Politècnica de València
Centre
Studies

University
Centre
Studies

Here you have access to the **poli[Consulta]** service to ask us your questions.

[Go to Step 2 >>>>](#)

Pre-enrolment

Help  

NEW APPLICATION (Step 2 / 2)

Year when you wish to attend the degrees: Year

Degree


Priority order


Specialty Preference [Choose](#)


The UPV Progress and Permanence regulations require an annual enrolment of more than 60 credits, or, failing that, all the credits remaining in order to finish the degree, when they are less than 40. However, the Academic Committee of the Master's Degree may authorise partial enrolment for a number equal to or less than 40 credits in exceptional cases, when requested by the student. If partial enrolment is authorised, the individual must enrol for a minimum number of 18 credits, except when less credits remain in order to finish the degree, in which case the student must enrol for all the remaining credits.


Solicito, en caso de ser admitido/a, la autorización para efectuar una matrícula parcial: ☐

[Confirm request](#)

 **Offered degrees:** You can only pre-register for those master's degrees that are currently open. However, you can consult the complete offer of UPV master's degrees for the next academic year at the following link: <https://www.upv.es/estudios/master/index-en.html>



 **Priority order:** You must indicate the order of preference among your applications to study the master's degrees and put first the master's degree in which you are most interested. You must bear in mind that admission to a master's degree course you have applied for with the highest preference will cancel the other Master's degree courses you have applied for with the lowest preference. The last modification you make will be saved as definitive. This order of preference can be modified while the pre-registration period is open.

 **NOTE:** Maximum number of applications that may be requested, duly prioritized for master's studies: 4 per phase, taking into account that a maximum of 6 can be requested per academic year.

 **NOTE:** By default, a student may only attend one Master's degree. In case you wish to combine more than one master at the same time should contact before the deadline for pre-registration with the Student Service Unit (Unit of Masters)

REQUESTS DONE

Master requests year

Order	Degree	Pre-enrolment phase	Request state	Claim/ Appeal	Certificates	Pref. <input type="text"/>
1	Master's Degree in	Phase #1	Results not published yet		Request Certific.	 

DOCUMENTATION TO PROVIDE

Through the next link you can access to a page where you can check the documents the applicant must provide and add new files automatically containing that documentation.

[Documents](#)

[<<<< Return to Step 1](#) [Exit](#)

Step 1: Studies required to gain access to the master's degree

The condition of disability equal to or greater than 33% **requires accrediting documentation issued by a Spanish Community.**

Make sure that the studies that you attended at UPV are shown here correctly. If you need to add additional studies, use the fields above.

If everything is correct, click on **“Go to Step 2”**.

Attended Degrees (Step 1 / 2)

Name

Disability info

There is a 5% quota reserved for students with a degree of disability equal to or greater than 33% of the places offered for the official master's degree programmes, as well as for students with permanent educational support needs associated with personal circumstances with disabilities, who in their previous studies have required resources and support for their full educational inclusion.

Do you have a disability status equal to or greater than 33% or do you have specific educational needs that have required adaptation in previous stages, in order to access the disabled quota? ☒ Yes ☐ No

I hereby authorise the Universitat Politècnica de València to obtain data on my disability status from public administrations (information not available for all Autonomous Communities). If you do not authorise such actions, please check this box ☐

Add attended degrees**Degrees attended at spanish universities**

Select the source university before adding attended degrees:

University

Degrees attended at foreign universities

Select the source country before adding attended degrees. If your source country does not appear, please select "Another country".

Country

List of attended studies

University	Universitat Politècnica de València
Centre	
Studies	
University	
Centre	
Studies	

[Go to Step 2 >>>>](#)

Step 2: Apply for pre-registration in the master's degrees of your choice

Next, indicate the master's degree you wish to pre-enrol in: [Check the UPV university master's degrees here](#). Bear in mind that not all of them are offered in all phases.

You can apply to a **maximum of 4 master's degree courses in one pre-registration period** (indicating the order of priority for each of them) and a **maximum of 6 master's degree courses in one academic year**.

If the master's degree has a specialisation, you can also choose your preferred specialisation.

You may receive **notifications** of specific documentation required for some master's degrees. Please read these notifications carefully.

When you have filled in all the fields, click on "**Confirm request**".

Pre-enrolment

Help ? poli **[Consulta]** 

NEW APPLICATION (Step 2 / 2)

Year when you wish to attend the degrees:

Year ?

Degree

Priority order

Speciality
Preference

Choose

?

The UPV Progress and Permanence regulations require an annual enrolment of more than 60 credits, or, failing that, all the credits remaining in order to finish the degree, when they are less than 40. However, the Academic Committee of the Master's Degree may authorise partial enrolment for a number equal to or less than 40 credits in exceptional cases, when requested by the student. If partial enrolment is authorised, the individual must enrol for a minimum number of 18 credits, except when less credits remain in order to finish the degree, in which case the student must enrol for all the remaining credits.

Solicito, en caso de ser admitido/a, la autorización para efectuar una matrícula parcial: ☐

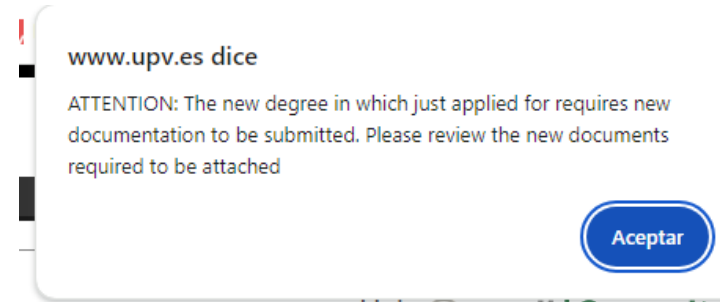
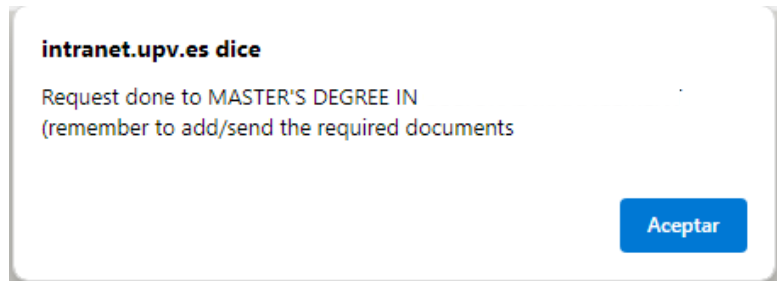
Confirm request

- Ⓢ Offered degrees: You can only pre-register for those master's degrees that are currently open. However, you can consult the complete offer of UPV master's degrees for the next academic year at the following link: <https://www.upv.es/estudios/master/index-en.html>
- Ⓢ Priority order: You must indicate the order of preference among your applications to study the master's degrees and put first the master's degree in which you are most interested. You must bear in mind that admission to a master's degree course you have applied for with the highest preference will cancel the other Master's degree courses you have applied for with the lowest preference. The last modification you make will be saved as definitive. This order of preference can be modified while the pre-registration period is open.
- Ⓢ NOTA: Maximum number of applications that may be requested, duly prioritized for master's studies: 4 per phase, taking into account that a maximum of 6 can be requested per academic year.
- Ⓢ NOTE: By default, a student may only attend one Master's degree. In case you wish to combine more than one master at the same time should contact before the deadline for pre-registration with the Student Service Unit (Unit of Masters)

Think carefully about the Master's degrees you want to pre-register for.

Once you have confirmed your application, **you cannot undo it**.

Read carefully any of the notifications you receive from your browser, they will help you in the pre-enrolment application process. Here are some examples:



After confirming your first application, you can continue **to add new applications in order of PRIORITY**. You should consider that admission to a master's degree applied for with better preference entails **the CANCELLATION of the rest** of the master's degrees that have been applied for with **worse preference**.

This section details **all of the Master's degree courses in which you have pre-registered**. You can change the **order of preference** (up until the deadline for submitting applications). You can also print out your pre-registration application **receipts**.

Attach all required **documentation (preferably in PDF format)**.

Pre-enrolment

NEW APPLICATION (Step 2 / 2)

Year when you wish to attend the degrees: ?

Degree:

Priority order:

Speciality Preference: Choose ?

The UPV Progress and Permanence regulations require an annual enrolment of more than 60 credits, or, failing that, all the credits remaining in order to finish the degree, when they are less than 40. However, the Academic Committee of the Master's Degree may authorise partial enrolment for a number equal to or less than 40 credits in exceptional cases, when requested by the student. If partial enrolment is authorised, the individual must enrol for a minimum number of 18 credits, except when less credits remain in order to finish the degree, in which case the student must enrol for all the remaining credits.

Solicito, en caso de ser admitido/a, la autorización para efectuar una matrícula parcial: ☐

[Confirm request](#)

- Offered degrees: You can only pre-register for those master's degrees that are currently open. However, you can consult the complete offer of UPV master's degrees for the next academic year at the following link: <https://www.upv.es/estudios/master/index-en.html>
- Priority order: You must indicate the order of preference among your applications to study the master's degrees and put first the master's degree in which you are most interested. You must bear in mind that admission to a master's degree course you have applied for with the highest preference will cancel the other Master's degree courses you have applied for with the lowest preference. The last modification you make will be saved as definitive. This order of preference can be modified while the pre-registration period is open.
- NOTA: Maximum number of applications that may be requested, duly prioritized for master's studies: 4 per phase, taking into account that a maximum of 6 can be requested per academic year.
- NOTE: By default, a student may only attend one Master's degree. In case you wish to combine more than one master at the same time should contact before the deadline for pre-registration with the Student Service Unit (Unit of Masters)

REQUESTS DONE

Master requests year:

Order	Degree	Pre-enrolment phase	Request state	Claim/ Appeal	Certificates	Pref. ?
1	Master's Degree in	Phase #1	Results not published yet		Request Certific.	<input type="button" value="⬆"/> <input type="button" value="⬇"/>
2	Master's Degree in	Phase #1	Results not published yet		Request Certific.	<input type="button" value="⬆"/> <input type="button" value="⬇"/>
3	Master's Degree in	Phase #1	Results not published yet		Request Certific.	<input type="button" value="⬆"/> <input type="button" value="⬇"/>

DOCUMENTATION TO PROVIDE

Through the next link you can access to a page where you can check the documents the applicant must provide and add new files automatically containing that documentation.

[Documents](#)

[<<<< Return to Step 1](#) [Exit](#)

Read carefully all the **general and specific documentation** you must provide for the selected master's degree.

This is where you must submit the **general documentation**. Choose the type of document, add a description text, choose the file to upload (**preferably PDF**) and click on the "**Upload Document**" button. It is important that you correctly select the description of the document you are going to upload. Once the documentation has been submitted, **you cannot delete it**.

This is where you must upload, if applicable, the **specific documentation**. It is important that you correctly select the description of the document you are going to upload. Once the documentation has been submitted, **you cannot delete it**.

Pre-enrolment

The applicant must provide these documents

- › Identifying document copy (DNI, ID card, ...)
 - › Degree copy (except UPV graduate students)
 - › Student's record copy (except UPV graduate students)
 - › Certificate of the number of pending credits to pass in the access studies (with express indication of the credits corresponding to the TFG) and that you are registered for everything pending to finish (except, where appropriate, for the TFG). Not necessary for completed studies or for studies completed at the UPV.
 - › Curriculum Vitae (according to the european model available [here](#))
 - › You must provide a certificate, issued by your home university or the competent authority, stating that your degree entitles you to enrol on the course you are applying for (only for students with unrecognised foreign qualifications or without equivalence certificate issued by the Spanish Ministry responsible for universities.)
 - › Proof of partial tuition if you have enabled
 - › Copy of the foreign degree homologation credential or equivalence certificate issued by the Spanish Ministry responsible for education.
 - › Specific Documentation Master's Degree in : Level C1 -or equivalent- in Spanish language supporting documentation (only students whose native language is not Spanish) (<http://www.upv.es/titulaciones/MUCD/info/1157253normalc.html>)
 - › Specific Documentation Master's Degree in : Motivation letter (http://www.upv.es/titulaciones/MUCD/menu_1014183c.html)
- Ⓢ At any time, the university may require the student to submit on paper the original documentation for verification purposes with the obligation to provide it. The lack of veracity of the information or the falsification of the documentation submitted will entail the invalidity of all administrative acts issued on the basis of such information or documentation, without prejudice to the criminal or administrative liability that may arise from such circumstance.

Add new documents

- Ⓢ NOTE: You should take into account that you will not be able to delete uploaded files afterwards.
- Document type
- Description
- File
- Academic Record
- Another type of document
- Certificado universidad origen acceso estudios posgrado
- Certificate Homologation/Equivalence Ministry Spain
- Certificate of pending credits for completion of studies
- Copy of identification document (DNI, NIE or passport)
- Curriculum Vitae
- Documentación acreditativa grado discapacidad
- Supporting documentation for application for partial registration
- Title or document of title

Add new specific document

- Ⓢ NOTE: You should take into account that you will not be able to delete uploaded files afterwards.
- Document type
- Description
- File
- Academic Record
- Another type of document
- Certificado universidad origen acceso estudios posgrado
- Certificate Homologation/Equivalence Ministry Spain
- Certificate of pending credits for completion of studies
- Copy of identification document (DNI, NIE or passport)
- Curriculum Vitae
- Documentación acreditativa grado discapacidad
- Supporting documentation for application for partial registration
- Title or document of title

Upload Document

Upload Document

Remember that admission to a higher-preference Master's degree results in the cancellation of applications for all other lower-preference Master's degrees.

When you have finished your pre-enrolment application process, you can **quit** by clicking this button.

Master requests year

DOCUMENTATION TO PROVIDE

Through the next link you can access to a page where you can check the documents the applicant must provide and add new files automatically containing that documentation

<<<< Return to Step 1

Exit

After pre-registration, you can download your **application form receipt**.

The **deadline for the consideration of academic conditions** is the date indicated in each phase in the [Academic Calendar](#) of the course. In other words, in order to assess your application for admission, **only the merits accredited up to the indicated date will be taken into account**.

ACCESS REQUEST CERTIFICATE

MASTER OFFICIAL STUDIES

The date [redacted] the student [redacted] has requested the acceptance to attend Master's Degree in [redacted] at the Universitat Politècnica de València during the academic year [redacted]

Applicant details

Name	[redacted]
Id card no.	[redacted]
Date of Birth	[redacted]
Sex	[redacted]
Nacionality	[redacted]
Telephone no.	[redacted]
Mobile no.	[redacted]
E-mail	[redacted]
Registration type	Solicita matrícula completa

Academic degrees provided by the applicant

[redacted]

We are at your disposal in case you need any clarification at:

Universitat Politècnica de València - Servicio de Alumnado - Master Unity
Camino de Vera, s/n - 46022 VALENCIA - Telf.: 963879401

Web: <http://www.upv.es/po>
Poli[consulta]: <http://www.upv.es/policonsulta/i/SA>

Date of consideration of academic conditions: [redacted] In the assessment of the application for admission, only those merits accredited until the aforementioned date shall be taken into account.

For the purposes of complying with the provisions of Organic Law 3/2018, of 5 December, on "Protection of Personal Data and guarantee of digital rights": The data you provide will be processed by the UNIVERSITAT POLITÈCNICA DE VALÈNCIA in its capacity as Data Controller for the purpose of managing your request. You may exercise your rights of access, rectification, deletion, limitation or, where appropriate, opposition. To this end, you should write to our Delegation of Data Protection at the e-mail address dpd@upv.es. Likewise, if you consider that your right to the protection of personal data has been violated, you may lodge a complaint with the Spanish Data Protection Agency (www.aepd.es). More information on the processing of your data is available at Register of Processing Activities: Delegation of Data Protection: UPV (<https://www.upv.es/entidades/DPD/info/1093763normalc.html>)

The person submitting this pre-registration declares under their responsibility by art. 69 of Law 39/2015, of 1 October, on the Common Administrative Procedure of Public Administrations, the following terms:

- That they meet the requirements established in the current regulations on access and admission to Master's Degree studies.
- That the documentation attached to the application for accreditation is accurate and a true reflection of the original in their possession.
- That the University may at any time request the presentation of the original documentation for verification purposes, with the obligation to provide it.
- That they are aware that the lack of truthfulness of the information or falsification of the documentation submitted will lead to the invalidity of all administrative acts issued based on said information or documentation without prejudice to any criminal or administrative liability that may arise from this circumstance.

STUDENT SERVICE

Universitat Politècnica de València
www.upv.es poli[Consulta]

Remember that there are **different phases** in the application process for admission to the master's degrees:

PHASE 0. The pre-enrolment period in advance of the ordinary period (Phases 1 or 2, at the choice of each master's degree) is aimed exclusively at foreign graduates **without European nationality and legal residence** in any of the states of the European Union so that they have sufficient time in advance to apply for study visas, grants or permits. This early enrolment period is only available for some university master's degrees. It does not apply to qualifying master's degrees.

- [WHEN PHASE 0 OPENS.](#)

PHASE 1. This phase is optional for master's degree courses that apply for it.

- [Phase 1 information.](#)

PHASE 2. This phase opens the pre-enrolment period for all master's degree courses that have not applied for phase 1 and for master's degree courses that have vacancies after the admission results of phase 1.

- [Phase 2 information.](#)

PHASE 3. This phase opens the pre-enrolment period only for master's degree courses with vacant places.


- [Phase 3 information.](#)

[Further information](#)

Pre-enrolment

Help  poli [\[Consulta\]](#)  GREGAL

NEW APPLICATION (Step 2 / 2)

Year when you wish to attend the degrees: 

Degree:

Priority order:

Speciality Preference: 

• Offered degrees: You can only pre-register for those master's degrees that are currently open. However, you can consult the complete offer of UPV master's degrees for the next academic year at the following link: <https://www.upv.es/estudios/master/index-en.html>








• Priority order: You must indicate the order of preference among your applications to study the master's degrees and put first the master's degree in which you are most interested. You must bear in mind that admission to a master's degree course you have applied for with the highest preference will cancel the other Master's degree courses you have applied for with the lowest preference. The last modification you make will be saved as definitive. This order of preference can be modified while the pre-registration period is open.

• NOTE: Maximum number of applications that may be requested, duly prioritized for master's studies: 4 per phase, taking into account that a maximum of 6 can be requested per academic year.

• NOTE: By default, a student may only attend one Master's degree. In case you wish to combine more than one master at the same time should contact before the deadline for pre-registration with the Student Service Unit (Unit of Masters)

REQUESTS DONE

Master requests year

Order	Degree	Pre-enrolment phase	Request state	Claim/ Appeal	Certificates	Pref. 
1	Master's Degree in	Phase #1	Results not published yet		Request Certific.	 
2	Master's Degree in	Phase #1	Results not published yet		Request Certific.	 
3	Master's Degree in	Phase #1	Results not published yet		Request Certific.	 

DOCUMENTATION TO PROVIDE

Through the next link you can access to a page where you can check the documents the applicant must provide and add new files automatically containing that documentation.



UNIVERSITAT
POLITÈCNICA
DE VALÈNCIA

www.upv.es